

Terrain II 12 Mil

Collection	Terrain II	
Style Number	0453V	
Construction	Light Commercial Luxury Vinyl Tile	
class	Class III, Type B	
Finish	ExoGuard+®	
	U.s.	Metric
Nominal Dimensions	6 in w x 48 in l	15 cm w x 122 cm l
Actual Dimensions	5.96 in w x 48.00 in l	15.14 cm w x 121.92 cm l
Wear Layer Thickness	12 mil (0.012 in)	0.3 mm
Overall Product Thickness	0.098 in	2.5 mm
Edge Profile	Squared Edge	
Installation Type	Dry Back	
Installation	Direct Glue	
Recommended Adhesive	S150-95 Resilient Tile Spray, 4200 Resilient Tile 4 Gallon, 2200 Resilient Tile 4 Gallon or 4151 Multi-Use Premium 4 Gallon	

Packaging

Pieces Per Box	21 pcs	
Area Per Box	41.72 sq ft	3.88 sq m
Weight Per Box	36 lbs	16.33 kg



Recommended Installation Method



Coordinating Products

None: Terrain II Rigid Core
LVT: Terrain II 20 Mil, Terrain II 30 Mil, Terrain II 20 Mil 5 Mm

Performance + Testing

Residual Indentation (Astm F1914)	Passes
Resistance To Heat (Astm F1514)	Passes
Resistance To Light (Astm F1515)	Passes
Resistance To Chemicals (Astm F925)	Passes
Coefficient Of Friction (Astm D2407, Slip Resistance)	>0.6, meets the recommended static coefficient of friction for ADA walking surfaces and accessible routes
Test Reports may be included or listed by the manufacturing/inventory style number as opposed to the noted selling style number.	

Warranties

7 Year Commercial Limited

Diversity, Equity & Inclusion

We believe all humans are equal. Individually and collectively, we need to proactively create and promote opportunities that give everybody an equal footing in life. We nurture an environment where every voice and perspective can be heard, and proactively promote accessibility and inclusivity inside our network and beyond. One proof point is our ability to meet the criteria of the Social Fairness pillar of the Cradle to Cradle Product Standard. At Shaw Industries, we promote supplier participation that is reflective of Shaw's diverse customer base and local community. More than 42% of our spend***** is with small and diverse businesses. We believe having a strong Supplier Diversity Program is strategic for bringing more innovation to our businesses and openingnew markets for growth.

Attributes + Certifications

Health & Wellbeing	
Material Ingredient Transparency	Health Product Declaration (HPD) 1000 ppm Disclosure
Climate Impact	
Environmental Product Declaration (EPD)	3rd Party Certified in Accordance with ISO 14025, EN 15804, & ISO 21930:2017
Total Recycled Content	30% (Pre-Consumer 30% Post-Consumer 0%)
Global Product Assessment	FloorScore® Certified
	CE Marking (EN 14041) 3rd Party Certified
	Country of Origin United States


Green Leed Contribution Credit

MR Credit: Building Product Disclosure and Optimization Material Ingredients - Option 1: Material Ingredient Reporting	Health Product Declaration (HPD) 100 Ppm Disclosure
MR Credit: Building Product Disclosure and Optimization Environmental Product Declarations - Option 1: Environmental Product Declaration (EPD)	3rd Party Certified in Accordance with ISO 14025, EN 15804, & ISO 21930:2017
EQ Credit: Low Emitting Materials Option 1: Product Category Calculations	FloorScore Certified


Additional Information

* To learn more about the recyclability of our products and our Environmental Guarantee, please visit shawcontract.com/sustainability .	
Installation Guidelines	Please visit www.shawcontract.com for the most current warranty information.
Maintenance Guidelines	Specifications are subject to nominal manufacturing variance. Material supply and/or manufacturing processes may necessitate changes without notice.
	This product is an exclusive design and may not be duplicated in any manner. Use of this design in the creation of another product design is also strictly prohibited.
	*****Allowable spend is domestic (US) spend in categories in which we have diverse suppliers from which to choose. Compared to non-allowable spend which includes categories in which we do not have domestic, small or diverse suppliers available to meet our needs.
	Visit shawcontract.com/testing for more information.


Available Colorways




Satinwood 00140



Willow 00170
V3 - Moderate Variation




Thatch 00173
V2 - Slight Variation




Ash 00174
V3 - Moderate Variation

Butternut 00210


Prime 00240




Trail 00256




Poplar 00515



Shade 00564
V2 - Slight Variation




Root 00568
V4 - Substantial Variation



Timber 00572
V2 - Slight Variation


Taun 00660




Pirch 00684
V2 - Slight Variation




Lodge 00740




Elm 00761




Grove 00769




Nest 00774
V2 - Slight Variation




Echo 00775
V2 - Slight Variation




Summit 05012
V3 - Moderate Variation




Orchard 05013
V2 - Slight Variation




Lark 05016
V3 - Moderate Variation



Aspen 05019
V4 - Substantial Variation




Sequoia 07003
V2 - Slight Variation



Sumac 07004
V3 - Moderate Variation



Alder 07005
V2 - Slight Variation



Thicket 07008
V2 - Slight Variation

Color and Visual Variation Index

Shade and texture variation is inherent in all resilient products and can vary significantly from piece to piece. Samples should be used to assess color.

